



---

# Supportive Care Workflow for Emergency Department - Providers, Nursing, Social Workers, Care Managers and PUAs

---

October 29, 2021 - This information is proprietary and should not be reproduced or redistributed.

Supportive Care is a workflow to quickly identify patients with serious life-limiting illnesses to:

- Identify patient and family needs early in the ED course
- Provide early access to advanced care planning documentation by the ED care team
- Involve and notify members of the ED care team to ensure multidisciplinary and team-based approach for these patients.

The clinical decision support tool will assist with the identification of these patients in the ED by providing alerts such as BPA's and column notifications.


The goal is to quickly identify these patients when they present to the ED so that appropriate resources can be allocated, physical and emotional symptoms can be addressed quickly, and patients' goals of care are discussed early in the course. This helps to ensure ED treatment goals are concordant and unnecessary procedures and interventions may be avoided.

## 1. Patient Has + eMOLST

- a. Informational BPA for Providers and RNs

b. PUA column notification– the PUA should access the eMOLST registry and print the pdf of the most up to date eMOLST and place within the patient chart.



c. Provider BPA for "Goals of Care Discussion"

 Patient has an active eMOLST - Goals of Care Discussion Trigger.


**This patient has an eMOLST on file. Please confirm the patient's code status on this visit.**

**Would this patient benefit from expedited palliative care and/or hospice referral (e.g. high predicted mortality within 48 hours)?**

**If yes, consider placing a Palliative Care and/or Social Work Consult.**

<input type="button" value="Order"/>	<input type="button" value="Do Not Order"/>	 IP CONSULT TO SOCIAL WORK
<input type="button" value="Order"/>	<input type="button" value="Do Not Order"/>	 IP CONSULT TO PALLIATIVE CARE

Acknowledge Reason \_\_\_\_\_

 **Accept**

2. Patient has a previous disposition of Home Hospice or Inpatient Hospice or Referral made
  - a. BPA for Provider to place Social Work and Palliative Care Consult

ⓘ Active Hospice

This patient has previously been referred to or enrolled with hospice services. Consult Social Work and consider Palliative Care consultation.

Order	Do Not Order	➡ IP CONSULT TO SOCIAL WORK
Order	Do Not Order	➡ IP CONSULT TO PALLIATIVE CARE

Acknowledge Reason \_\_\_\_\_

No Order at this time

✓ Accept

b. Informational BPA for Social Workers and Care Managers

ⓘ Active Hospice

This patient has previously been referred to or enrolled with hospice services. Evaluate for social needs and notify hospice services, if appropriate.

ⓘ Acknowledge Reason \_\_\_\_\_

Acknowledged

✓ Accept

c. Column on track board for social work and care managers displays a flower if previous disposition of Hospice

